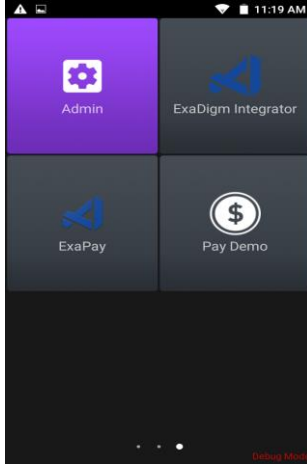



ACCESSING EXALAUNCHER

1. Select the Admin icon from the main menu.

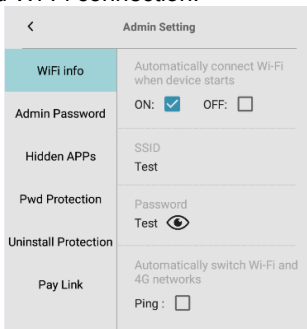


- a. Input password and select **Confirm**.
 - i. Default password is 123456

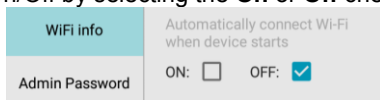


WI-FI INFO

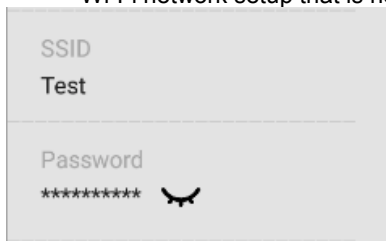
1. Pre-configured Wi-Fi connection.



1. Pre-configured Wi-Fi connection can be turned On/Off by selecting the **On** or **Off** checkbox.



- i. If **On** is selected the terminal will automatically connect to the pre-configured Wi-Fi network setup that is notated.




2. Modifying the pre-configured Wi-Fi setting.
 - i. Select SSID, key in new SSID and select **OK**.
 - ii. Select Password, key in new password and select **OK**.

2. Network Failover

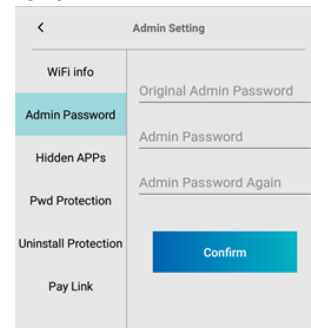
Enabling Ping will turn on failover from Wi-Fi to cellular (if capable and active SIM is installed) if communication is unavailable.

 1. Select the **Ping** checkbox to enable the network failover



ADMIN PASSWORD

The admin password must be between 6-12 characters and can be alpha numeric.

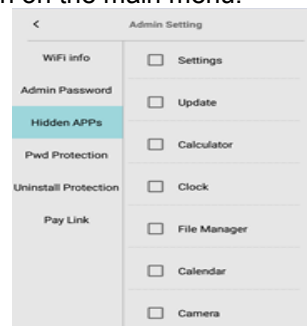


1. Changing the Admin password
 - a. Select **Original Admin Password** and key in current password
 - b. Select **Admin Password** and key in new password
 - c. Select **Admin Password Again** and key in new password again.
 - d. Select **Confirm** and the password will be updated.

HIDDEN APPS

Application icons can be hidden from the main menu to prevent direct access.

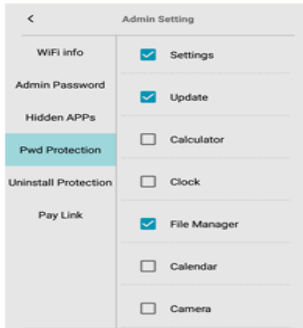
1. Select the checkbox next to the application which icon is to be hidden on the main menu.



PWD PROTECTION

Access to applications can be password protected.

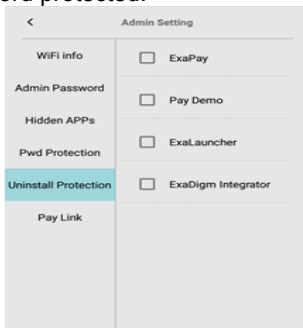
1. Select the checkbox next to the application which access is to be password protected.



UNINSTALL PROTECTION

Uninstalling application by pressing and holding the icon on the main screen can be password protected.

1. Select the checkbox next to the application which uninstallation is to be password protected.



PAY LINK

Links the Pay button on the home page of the main menu to launch a specific application.

1. Select the checkbox next to the application which is to be launched by selecting the Pay icon.
 - a. Only one application can be selected at a time.

